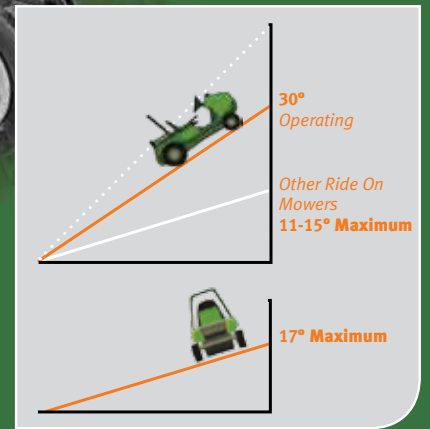


**Grillo®**

AGRIGARDEN  
MACHINES

For safety, stability and performance  
in tough conditions there is only  
one mower to consider

# Grillo® Climber



## ON THE FARM

*"I use it because I can mow places I can't even take my tractor"*




## IN THE GARDEN

*"I needed a mower that was safe to use on steeper parts, but could do a nicer job around the house."*



## LIFESTYLE BLOCKS

*"When I mow my country property the grass is always long"*



# Grillo Climber

For safety, stability and performance in tough conditions there is only one range to consider - **Grillo Climber**: a comprehensive line up of quality Italian made machines optimised for tough Australasian mowing conditions. The market leader in Australia and NZ for more than ten years, Grillo Climbers are well proven and use high quality componentry.

Available in both **7 Series** models for smaller lifestyle properties and the rugged **9 Series** models for larger blocks, Grillo Climbers will effectively mow down over metre high grass including brushwood, gorse, bracken, lantana, overgrown areas of vegetation and even create fire breaks in dry environments.

The Climber range will mow into places even a tractor won't go, extending your mowing as well as your safety. Highly productive in areas with restricted access or in situations where hand held trimmers or walk-behind mowers would prove slow or would be too labour intensive.

The Climber range takes safety to a new level with its low slung design, central weight distribution and very low centre of gravity. Both the 7 Series and 9 Series give you complete control and safety over your mowing experience. Designed to mow up, down, and across steep slopes, Grillo Climber safely mows places your old ride on mower couldn't even reach.

With the same engine and body specifications as the Climber 9.22, the MD22 has a different, more specialized cutting deck - a 110cm (43") three bladed deck designed to create a high quality lawn finish on slopes or hills. When you want a top quality finish on a steep lawn the Grillo MD22's special deck provides rear discharge as well as mulching options. The deck comes configured with a Quick Change lever to allow the operator to change mowing modes from rear discharge to mulching and back again. The deck, by itself, is also available as an optional extra on 9 Series machines for owners who wish to move to a higher quality finish after breaking in their property.



## Safety, Stability, and Performance in Tough Conditions



- A family friendly, safer way to mow due to an extremely low centre of gravity and ground hugging profile.
- You can extend your mowing due to the Climber's ability to handle rough, steep terrain and mow not only very long grass, but also the short grass around your house.
- Highly effective front safety brakes for controlling descent and bringing the machine instantly to a halt on steep slopes.
- Mow anytime – tractor wheel grip and differential lock enables you to mow all year round even across slopes when wet and slippery.
- Mow when it suits you – the Climber's ability to mow any length grass means you don't have to worry if you miss a mowing cycle. Now you can mow when you want to not when the conditions dictate!
- Heavy duty hydrostatic transmission for easy operation and greater reliability when the going gets tough. (Transmission Oil Cooler on 9 Series)
- Ability to fit rear dual wheels (on 9 Series and MD22) for extra stability and traction on steep slopes, as well as a tow bar for light towing.
- Highly manoeuvrable two wheel drive with light rack and pinion steering and small turning circle radius.
- Low noise levels – kinder on you and the people around you.
- Ergonomic, Italian design and aesthetics makes the Climber attractive to look at, and comfortable to drive.

# Grillo® Climber

## Climber 7 Series

The **Climber 7 Series** range has been designed for less challenging applications on smaller lifestyle properties or small blocks where it may not be so rough underfoot and the ground is therefore smoother. Available in two configurations – Climber 7.13 and Climber 7.16 both with 85cm cutting width and tractor wheels. 7 series Climbers are available in either 13hp or 16hp engine options and are also fitted with a powerful headlight for mowing in low light conditions.

The **Climber 7 Series** will tackle terrain types and long grass that your old mower couldn't cope with and will allow you to mow safely in damp and slippery conditions. The Climber 7.13 and CL7.16 also feature tractor type wheels, **differential lock** for providing better traction and **front brakes** for safe descent and instant stopping. Also, like the heavier duty 9 series machines, the blade engage system is controlled by an electromagnetic clutch and the front wheels have an anti-puncture treatment.

**Built robustly with a quality Kanzaki Tuff Torq hydrostatic gearbox, 7 Series Climbers will give you years of trouble free running with normal maintenance.**

The **Climber 9 Series** is the ultimate mower for heavy duty use on big blocks. Designed where maximum performance is required on difficult, sloping, uneven terrain where it might be rough under foot. With 91cm cutting width as standard, the Climber 9 Series will handle rough terrain, over metre high grass, woody material up to 25mm Ø as well as steep slopes. The Climber 9 Series comes in two models to suit your application. Choose between 16hp and 22hp engines depending on the size of your property. For a manicured lawn area, the MD22 features a multi-purpose 110cm three bladed cutting system providing a high quality finish. All 9 Series Climbers and MD22 feature a transmission group with a professional Hydro-Gear hydrostatic transmission with an independent gearbox and oil cooler. Blade engage is by electromagnetic clutch and like the Climber 7 Series models there are tractor type wheels, **differential lock** for providing better traction and **front brakes** for instant stopping and anti-puncture treated front wheels.

Tough conditions present little challenge to 9 Series Grillo Climbers. Their low slung well balanced design with low centre of gravity provides the safest mowing solution for you and other family members who wish to help with mowing tasks.

**Grillo Climber – it's all about safety for you and your family!**

**For testimonials and short movies visit [www.grillo.com.au](http://www.grillo.com.au) or [www.grillo.co.nz](http://www.grillo.co.nz)**

**9 SERIES CONTROLS: EASY TO USE WITH ERGONOMIC POSITIONING**




### Differential Lock

Engaged by foot pedal to provide traction on driving wheels when travelling across slopes or in slippery conditions.



### Front Drum Brakes

Halts the machine on steep slopes for increased safety.



### Optional 9 Series Mulching Kit

Kit has different blades and curved deck skirts



### MD22 with tractor tyres (turf wheels optional extra)

The MD22 deck can be fitted to all 9 Series models. Designed for a quality finish on lawns, this 3 bladed deck can rear discharge as well as mulch.



### Swinging Front Axle

Heavy duty front axle pivots to keep all four wheels on the ground. Rack and Pinion steering for increased manoeuvrability.



### BLADE ENGAGEMENT

Electromagnetic clutch engages blades and ensures long belt life (on both 7 and 9 Series machines).



### HYDROSTATIC TRANSMISSION

Forward, reverse and speed over the ground operated by a single hand control lever.



### ADJUSTABLE CUTTING DECK

4 positions plus one for transportation.



### ADJUSTABLE STEERING WHEEL

With steering ball grip for easy manoeuvring.





## Climber 7 Series

## Climber 9 Series

## MD22



	<b>Climber 7.13</b>	<b>Climber 7.16</b>	<b>Climber 9.16</b>	<b>Climber 9.22</b>	<b>MD22</b>
<b>Item code</b>	<b>88W5P</b>	<b>89W7C</b>	<b>8WM7C</b>	<b>8WMAH</b>	<b>83KAHTR</b>
<b>Petrol engine Gross HP certified to SAE J1940</b>	Briggs & Stratton 13.0 HP OHV single cylinder	Briggs & Stratton Vanguard 16.0 HP OHV Vanguard Twin cylinder	Briggs & Stratton Vanguard 16.0 HP OHV Vanguard Twin cylinder	Briggs & Stratton 22.0 HP OHV INTEK 7220 Twin Cylinder Professional series	Briggs & Stratton 22.0 HP OHV INTEK 7220 Twin Cylinder Professional series
<b>Cu Capacity</b>	344cc	479cc	479cc	656cc	656cc
<b>Net HP certified to SAE J1349</b>	10	14	14	18	18
<b>Fuel tank</b>	7 Lt inc 1 Lt emergency supply	7 Lt inc 1 Lt emergency supply	13 Lt inc 3 Lt emergency supply	13 Lt inc 3 Lt emergency supply	13 Lt inc 3 Lt emergency supply
<b>Fuel consumption</b>	3.1 lt/hr	3.7 lt/hr	3.7 lt/h	5.8 lt/h	5.8 lt/h
<b>Starting system</b>	Electric, 12V battery	Electric, 12V battery	Electric, 12V battery	Electric, 12V battery	Electric, 12V battery
<b>Gearbox</b>	Hydrostatic Tuff Torq®	Hydrostatic Tuff Torq®	Hydrostatic Hydro-Gear® with separate gearbox	Hydrostatic Hydro-Gear® with separate gearbox	Hydrostatic Hydro-Gear® with separate gearbox
<b>Differential lock</b>	Yes	Yes	Yes	Yes	Yes
<b>Blade engage system</b>	Electromagnetic Clutch	Electromagnetic Clutch	Electromagnetic Clutch	Electromagnetic Clutch	Electromagnetic Clutch
<b>Speed forward</b>	0-9 km/hr	0-9 km/hr	0-9 km/hr	0-9 km/hr	0-9 km/hr
<b>Speed reverse</b>	0-4 km/hr	0-4 km/hr	0-4 km/hr	0-4 km/hr	0-4 km/hr
<b>Tractor tyres front</b>	13x5.00-6	13x5.00-6	13 x 5.00-6	13 x 5.00-6	13 x 5.00-6
<b>Tractor tyres rear</b>	16x6.50-8	16x6.50-8	17 x 8.00-8	17 x 8.00-8	17 x 8.00-8
<b>Tyre options</b>	No	No	Turf	Turf	Turf
<b>Front drum brakes</b>	Yes	Yes	Yes	Yes	Yes
<b>Parking brake</b>	Yes	Yes	Yes	Yes	Yes
<b>Sprung seat</b>	Yes	Yes	Yes	Comfy seat	Comfy seat
<b>Pivoting front axle</b>	Yes	Yes	Yes	Yes	Yes
<b>Cutting deck</b>	Rear/side discharge	Rear/side discharge	Rear/side discharge	Rear/side discharge	Rear discharge and Mulching
<b>Blade type</b>	Rotating bar with swing flail blades	Rotating bar with swing flail blades	Rotating bar with swing flail blades	Rotating bar with swing flail blades	Three high performance blades
<b>Cutting width</b>	850mm (34")	850mm (34")	910 mm (36")	910 mm (36")	1100 mm (43")
<b>Blade tip speed</b>	76m/sec	76m/sec	76m/sec	76m/sec	82m/sec
<b>Optional mulch kit</b>	No	No	Yes	Yes	Quick change lever
<b>Cutting height</b>	35 - 85mm, 6 positions, 1 travel position	35 - 85mm, 6 positions, 1 travel position	30 - 90 mm, 4 positions, 1 travel position	30 - 90 mm, 4 positions, 1 travel position	20 - 70 mm, controlled by electric switch
<b>Hourly cutting capacity (approx)</b>	4,800 m2/hr	6,000 m2/hr	6,000 m2/h	7,200 m2/h	8,500 m2/h
<b>Internal steering radius</b>	450 mm	450 mm	380 mm	380 mm	380 mm
 <b>Length</b>	1895 mm	1895 mm	1800 mm	1800 mm	1800 mm
 <b>Width</b>	950 mm	950 mm	990 mm	990 mm	1100 mm
 <b>Height</b>	975 mm	975 mm	1070 mm	1200 mm	1200 mm
<b>Weight</b>	225 kg	235 kg	293 kg	307 kg	325kg

NOTE: Changes to specifications may occur without notice

Importer and distributor AgriGarden Distributors

Dealer Stamp:

**WARRANTY: 3 Year Limited Warranty on registered units.**

1st Year: Full Parts and Labour warranty

2nd Year: Full Cost of Parts

3rd Year: Half Cost of Parts

Refer to full warranty conditions at:

[www.grillo.com.au](http://www.grillo.com.au) - [www.grillo.co.nz](http://www.grillo.co.nz)

1-800 474556

0-800 474556